



LASAIDEA

compos

compos

**LASA**  
I D E A

**LASA**  
I D E A

---

compos



Massima libertà creativa. Forma, funzione, colore, per una progettazione innovativa e di alti contenuti qualitativi.

The utmost creative freedom. Shape, function and colour, for innovative design and high quality.



Le nuove architetture da bagno di Lasaidea si vestono di materiali innovativi e finiture esclusive, dando ampio spazio alle possibilità di personalizzazione.

The new bathroom architecture by Lasaidea are made using the latest materials and exclusive finishes making customisation possible.

---

Gli elementi della collezione "COMPOS" oltre a tutta la gamma delle laccature Lasaidea sono disponibili anche in essenza di rovere o di zebrano in varie finiture.

The elements in the "COMPOS" collection are available in the whole range of Lasaidea lacquers and also in oak or zebrano wood in a variety of finishes.



Compos: 50  
colori laccati  
opachi o  
lucidi.  
15 finiture di  
legni

Gloss lime fi  
and  
washb  
top m  
of crys  
plan,  
with tw  
functional dr



# nish

Particolare della composizione COMPOS 185  
laccato colore lime 31 lucido, con maniglie  
MOD. O cromo lucido.



# awvers

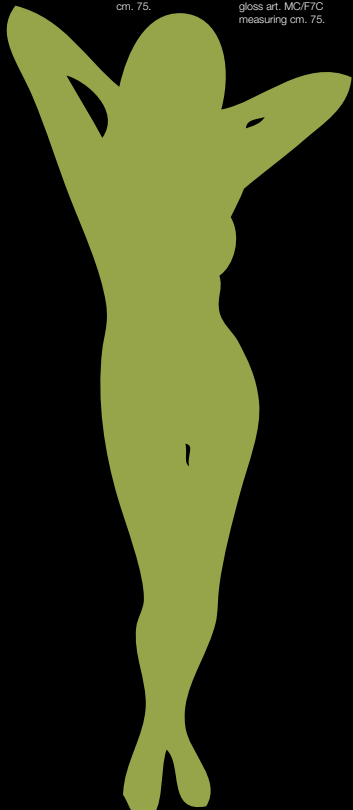
Detailed view of a composition COMPOS 185  
lacquered in lime 31 gloss, with chrome handles  
MOD. O.





Composizione  
COMPOS 185  
formata da una base  
sospesa con due  
cassetti in legno  
laccato colore lime  
31 art. COS-D6B2 da  
cm. 68x36x50H.  
Piano lavabo in  
Cristalplan  
art. SCP/136 da  
cm. 136x54x16H.  
Specchio contenitore  
con ripiani interni art.  
MA22/80 con cornice  
laccato colore lime  
31 lucido da cm.  
80x17,5x55H ed  
applique art. CAS1.  
Mensola laccato  
lucido art. MC/F7C da  
cm. 75.

Composition  
COMPOS 185  
composed of  
washbasin - unit  
with two drawers  
art. COS-D6B2  
laquered colour lime  
31 gloss, measuring  
cm. 68x36x50H.  
Cristalplan top  
art. SCP/136  
measuring  
cm. 136x54x16H.  
Mirror wall-cabinet  
art. MA22/80 with  
laquered frame colour  
lime 31 gloss  
cm. 80x17,5x55H  
with lamp art. CAS1.  
One Shelf lacquered  
colour lime 31  
gloss art. MC/F7C  
measuring cm. 75.





---

Gli elementi della collezione "COMPOS" oltre a tutta la gamma delle laccature Lasaidea sono disponibili anche in essenza di rovere o di zebrano in varie finiture.

The elements in the "COMPOS" collection are available in the whole range of Lasaidea lacquers and also in oak or zebrano wood in a variety of finishes.



Un  
abbinamento  
raffinato: top  
in cristallo  
e laccatura  
per vinca  
perlato.



Wide range  
of lacquer  
colours and  
also in oak  
or zeborano  
wood in a  
variety of  
finishes





A fianco composizione  
186 laccato colore  
Pervinca 19,  
formata da una  
base con cassetto  
art. COS-D7G da  
cm. 68x36x50H, da  
una base portalavabo  
semicasso  
art. COS/H1 da  
cm. 68x36x50H.  
Piano lavabo in  
cristalplan  
art. SCP/136 da  
cm. 136x54x16H.  
Specchio art. SM1  
a filo lucido da  
cm. L35x2X113h.  
Applique art. NIVA  
in vetro satinato.  
Dua mensole laccato  
Pervinca art. MC/F7C  
cm. 80.

Side: Composition  
COMPOS 186 laquered  
in pervinca 19.  
Composed of  
washbasin - unit  
with one drawer  
art. COS-D7G  
measuring cm.  
68x36x50h, one base  
- unit art. COS/H1  
measuring  
cm. 68x36x50H.  
Cristalplan Top  
art. SCP/136  
cm. 136x54x16H.  
Mirror art. SM1  
measuring  
cm. 35x2x113H.  
Lamp art. NIVA in  
sandblasted glass.  
Lacquered in pervinca  
19, two shelves  
art. MC/F7C cm. 80.





---

Tramite i singoli  
elementi della collezione  
componibile COMPOS  
è possibile creare  
infinite proposte  
compositive che  
possono essere  
ulteriormente  
personalizzate con  
l'ampia gamma delle  
finiture Lasaidea.

The individual elements  
of the COMPOS modular  
collection can be used  
to create an infinity of  
compositions, which can  
be further customised  
with the wide range of  
Lasaidea finishes.



The  
pleasure of  
rediscovering  
the balance  
between  
beauty and  
utility







A fianco composizione COMPOS 187 in teak composta da una base portalavabo art. COS-A5 da cm. 68x36x25h, una base con cassetti art. COS/D6B da cm. 68x36x50h, da una base con cassetto art. COS-A4 da cm. 68x36x25h.

Due Mensole, una sottolavabo art. MC/F7C da cm. 136, l'altra art. MC/F7C da cm. 80 in colore opaco n. 42 Top in Cristalplan art. SCP/204 da cm. 204x36x16H. Specchio art. MC23/150 da cm. 150x2x50 con applique VENUS.

Side: Composition COMPOS 187 in Teak, with washbasin-unit art. COS-A5 measuring cm. 68x36x25H, one base-unit with two drawers art. COS/D6B measuring cm. 68x36x50H, one base-unit with one drawer art. COS-A4 measuring

cm. 68x36x25H, Two shelves, art. MC/F7C cm. 136, the second one art. MC/F7C cm. 80, laquered colours 42 matt, Cristalplan top art. SCP/204 measuring cm. 204x36x16H. Mirror art. MC23/150 cm. 150x2x50H with lamp ART. VENUS.





Composizione  
COMPOS 184 in  
colore 01 opaco,  
composta da una  
base portalavabo  
art. COS/D1 da  
cm. 68x36x50h,  
una base COS/B4  
da cm. 34x36x50h  
Piano lavabo in  
cristalplan  
art. SCP/102  
Specchio  
art. QUADRO da  
cm. 90x20x90h

Composition  
COMPOS 184  
laquered colour 01  
matt, composed of  
one washbase-unit  
art. COS/D1 cm.  
68x36x50h, one  
base-unit COS/B4  
cm. 34x36x50h  
Cristalplan top  
art. SCP/102  
Mirror art. QUADRO  
measuring cm.  
90x20x90h





Particolare del pratico  
specchio contenitore  
MOD. QUADRO con  
cornice in wengè.  
Illuminazione al neon  
e ripiani portaoggetti  
posteriore da cm.  
90x20x90H.

Detailed view of the  
practical mirror MOD.  
QUADRO measuring  
90x20x90H, with  
frame in wengè,  
Neon-lamp and  
shelves behind .









A fianco e nelle pagine precedenti composizione COMPOS 189, composta da due basi sospese art. COS/D5B in legno zebrano chiaro ZH12 da cm. 48x36x50H

Piano lavabo in Cristalplan art. SCP/164 da cm. 164 . Specchiera con cornice il legno wengè WE01, ART. IKS/SP 130 da cm. 130x10x75h con faretti alogeni.

Side and following pages: composition COMPOS 189 composed of two bases with drawers art. COS/D5B in light zebrano ZH12 measuring cm. 48x36x50H. Cristalplan top

art. SCP/164 cm. 164H. Mirror with wood frame in wengè WE01, and spot lights Art IKS/SP130 measuring cm. 130x10x75h.

# Cassetti blum con sistema blumotion





Laccatura  
lime 31  
lucido  
e top in  
cristalplan  
bianco: la  
lucentezza  
nel tuo

Composizione COMPOS  
197 laccata colore lime  
n. 31 lucido composta da  
una base art. MC/D6 da  
cm. 68x36x71h, da  
una colonna art. MC/5-34  
da cm. 34x36x181h.  
Top in cristalplan  
art. SCP/136 cm.  
136x36x16H - Specchio  
con cornice satinata  
art. MA21/70 da cm.  
70x75h con applique  
art. CAS2.

Composition COMPOS  
197 composed of one  
glossy lime 31 base-unit  
art. MC/D6 measuring  
cm. 68x36x71h, one  
column art. MC/5-34  
cm. 34x36x181h.  
Washbasin - top in  
cristalplan art. SCP/136  
cm. 136x36x16H  
Mirror with satiny frame  
art. MA21/70 cm. 70x75h  
with neon lamp  
art. CAS2.



A fianco e nelle pagine successive composizione COMPOS 191 con piano in wengé, art. MCM/96 da cm. 96x36x4h, cassettiere in zebrano chiaro ZH12 art. COS/D5B da cm. 48x36x50H  
Lavabo KOSMOS da appoggio in cristalplan da cm. 58x42x16H.  
Specchiera con cornice in cristallo fuso art. CS/04 da cm. 95x3x65H, con applique a parete art. GP 40.

Side and following pages: composition COMPOS 191 composed of wengé top art. MCM/96 measuring cm. 96x36x4h, two bases-unit in light zebrano ZH12 art. COS/D5B measuring cm. 48x36x50H. Wash-basin KOSMOS in cristalplan measuring cm. 58x42x16H. Handmade mirror art. CS/04 cm. 95x3x65H with lamp art. GP40.



The warmth  
of wood:  
top in wengè  
and base  
units in light  
zelorano



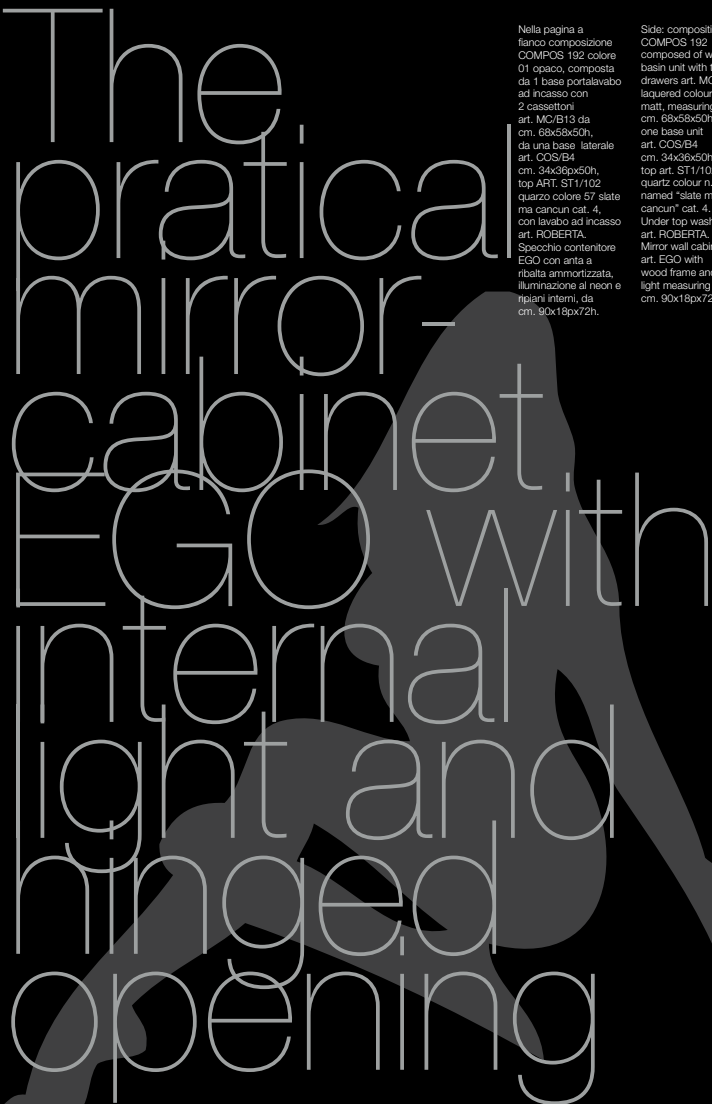




Particolare del  
lavabo KOSMOS in  
Cristalplan

Detailed view of  
the wash-basin in  
Cristalplan

# The practical mirror- cabinet EGO with internal light and hinged opening



Nella pagina a  
fianco composizione  
COMPOS 192 colore  
01 opaco, composta  
da 1 base portalavabo  
ad incasso con  
2 cassettoni  
art. MC/B13 da  
cm. 68x58x50h,  
da una base laterale  
art. COS/B4  
cm. 34x36x50h,  
top ART. ST1/102  
quarzo colore 57 slate  
ma cancan cat. 4,  
con lavabo ad incasso  
art. ROBERTA.  
Specchio contenitore  
EGO con anta a  
ribalta ammortizzata,  
illuminazione al neon e  
ripiani interni, da  
cm. 90x18px72h.

Side: composition  
COMPOS 192  
composed of wash-  
basin unit with two  
drawers art. MC/B13  
laquered colour 01  
matt, measuring  
cm. 68x58x50h ,  
one base unit  
art. COS/B4  
cm. 34x36x50h,  
top art. ST1/102 in  
quartz colour n. 57  
named "slate ma  
cancan" cat. 4.  
Under top wash-basin  
art. ROBERTA.  
Mirror wall cabinet  
art. EGO with  
wood frame and  
light measuring  
cm. 90x18px72h.





Particolare del pratico  
specchio contenitore mod.  
EGO, illuminazione interna  
e ripiani in cristallo.

Detailed view of the  
practical wall cabinet mod.  
EGO, with wood frame  
and light.





Piani in  
quarzoresina  
ad effetto  
pietra grezza





A fianco e nelle pagine  
seguenti composizione  
COMPOS 193 e  
COMPOS 194, composte  
da base portalavabo in  
wengè art. MC/B12 con  
due cassettoni da cm.  
106x58x50h, base laterale  
art. COS/B4 da cm.  
34x36x50h.  
Piano in cristallo integrato  
colore pompelmo  
art. ST1B/140 da  
cm. 140x58x2h.  
La composizione  
COMPOS 193 monta lo  
specchio art. IKS/SP140 in  
wengè, la COMPOS 194  
invece monta lo specchio  
art. MA21B/140 con  
applique art. MINI 20.

Side and following pages:  
composition COMPOS  
193 and COMPOS 194,  
composed of wash-basin  
in wengè art. MC/B12 with  
two drawers measuring  
cm. 106x58x50, and  
base-unit art. COS/  
B4 measuring cm.  
34x36x50h.  
Grapefruit Crystal top  
with built-in wash-basin  
art. ST1B/140 measuring  
cm. 140x58x2h  
COMPOS 193 is made  
up of mirror art. IKS/140 in  
wengè, COMPOS 194 is  
made up of Mirror  
art. MA21B/140 with lamp  
art. MINI 20.



Praticissimi  
cassettoni  
in legno o  
laccati



Particolare del piano in  
cristallo integrato colore  
pompelmo.

Detail of grapefruit Crystal  
top with built-in basin.









Composizione  
COMPOS 198 in  
rovere naturale  
composta da una  
base art. MC/B12 da  
cm. 106x58x50h  
Top cristallo bianco  
Bl84 integrato  
art. ST1B/106  
Mensola in cristallo  
art. BC-8, Specchio  
art. MC23/102 da  
cm. 102x50h,  
applique art. STIK

Composition  
COMPOS 198 made  
of natural oak RS02,  
composed of one  
base-unit art. MC/B12  
cm. 106x58x50h  
White - Bl84 crystal  
top ART. ST1B/106  
Glass shelf art. BC-8  
Mirror art. MC23/102  
cm. 102x50h, lamp  
art. STIK





---

Composizione COMPOS  
169 in rovere sbiancato  
RS02.

La composizione è  
formata da una base  
portalavabo art. COP/H1  
da cm. 68x58x50h, da  
una cassettiera art. COP/  
M6 da cm. 68x58x50h,  
dal top in cristallo

sottopiano art. SS1/184  
con alzata in cristallo  
art. AL72 da cm. 184,  
dal lavabo in ceramica  
sottopiano art. GEA52,  
specchio art. MC22/184  
da cm.  
184x2x82h con due  
applique art. MINI 11.



Compos:  
tantissimi  
colori, per  
i piani in  
cristallo





Composition COMPOS 169 made of bleached oak RS02. The composition is made up of one wash basin-units art. COP/H1 measuring 68x58x50H cm., the drawer unit art. COP/M6 measuring 68x58x50H cm. the

crystal top art. SS1/184 with crystal rise art. AL 72 measuring 184 cm. the ceramic undertop washbasin art. GEA52, mirror art. MC22/184 measuring 184x2382H with two wall lamps art. MINI 11.

Nelle pagine successive  
composizione COMPOS  
195 in teak composta  
da 1 base portavavabo  
art. COP/H1 da cm.  
68x58x50h e dalla  
cassettiera art. COP/M6  
da cm. 68x58x50h  
Top cristallo integrato  
colore nero art. SS1/136  
da cm. 136x58x2H.  
Specchio art. MC23/136  
a filo lucido da cm.  
136x2x50h. Tre Applique  
art. MINI 20 in cromo.  
Mensola laterale in Teak  
art. MC/F7C da cm. 75  
Angolo doccia composto  
da due pannelli laterali in  
teak art. MCM.2-195 da  
cm. 120 x 195h  
Piatto doccia in cristallo  
nero art. PO/03 da cm.  
120x80x7,5h ad incasso  
a pavimento.  
Due mensole laterali in  
teak art. MC/F7C da  
cm. 60.

Following pages:  
composition COMPOS  
195 in teak composed  
of wash-basin - units  
art.COP/H1 measuring  
cm. 68x58x50h one base-  
unit with drawers  
art. COP/M6 cm.  
68x58x50h  
Black crystal-top with  
incorporated washbasin  
art. SS1/136 cm.  
136x58x2h.  
Mirror art. MC23/136  
measuring cm.  
136x2x50h.Three lamps  
art. MINI 20.  
One shelf in teak  
art. MC/F7C cm. 75.  
The composition is made  
up of a shower box in  
teak art. MCM.2-195  
measuring cm. 120x195h  
Shower trays are made  
of 19mm thick cast  
black crystal art. PO/03  
measuring 120x80x7,5 h  
sunken into the floor two  
shelves in teak art. MC/  
F7C cm. 60.



Teak and  
black crystal  
play together,  
with  
fascinating  
results













Composizione  
COMPOS 60 in  
rovere sbiancato,  
composta da una  
base portalavabo  
art. COS/L1 da cm.  
68x58x50h, una  
base art. COP/C4  
da cm. 34x58px50h,  
una base art. COP/B4  
da cm. 34x58x50h.  
Top marmo bianco  
carrara art. SS1/136.  
Specchio art. CS/04  
da cm. 95X65H

Composition  
COMPOS 60 in  
bleached oak RS02,  
composed of one  
wash-basin unit  
art. COS/L1 measuring  
cm. 68X58PX50H, one  
base-unit art. COP/C4  
cm. 34x58x50h, one  
base-unit art. COP/B4  
cm. 34x58px50h.  
Carrara white marble  
top art. SS1/136.  
Mirror art. SC/04  
measuring cm.  
95X65H



Nelle pagine successive  
composizione COMPOS  
196 composta da una  
base in teak art. COS-A4  
con cassetto da  
cm. 68x36x25h.  
Top in cristallo integrato  
colore oro art. ST1/136  
da cm. 136x58x16h  
La struttura in acciaio  
lucido art. BCS-1.  
Specchio art. BC-5 da  
cm. 50x2x115h, con  
applique CAS1.

Following pages:  
composition COMPOS  
196 composed of one  
base-unit in teak art.  
COS-A4 with one drawer  
measuring  
cm. 68x36x25h.  
Gold Crystal top  
art. ST1/136  
cm. 136x58x16h  
supporting structure in  
stainless steel art. BCS-1  
Mirror art. BC-5 measuring  
cm. 50x2x115h with lamp  
CAS1.



Legno teak  
e, cristallo oro  
si fondono,  
con risultati  
affascinanti.



Teak  
and gold  
crystal  
play  
together,  
with  
fascinating  
result.













---

Particolare della  
composizione COMPOS  
10 (vedi pagina seguente)  
composta dal top in  
cristallo con lavabo  
integrato disponibile  
in colori con struttura  
portante in acciaio inox

Detailed view of  
composition COMPOS 10  
(see next page) composed  
by crystal top with  
incorporated wash-basin  
available in different color  
with supporting structure  
in stainlesssteel.



Lavabo  
integrato  
in cristallo  
colore rame  
e specchio  
con decori  
fatti a mano



COMPOS 10 cm. 114

Composizione  
COMPOS 10 finitura  
wengè composta da  
una base art. MC/C4  
da cm. 34x36px71h.  
Top in cristallo con  
lavabo integrato colore  
rame rax93,  
art. BCT-17/114 da  
cm. 114x57,5Px16H,  
con struttura portante  
per top, in acciaio inox  
con tubolare porta  
servietta art. BCS-4A/80.  
Specchio con decori  
fatti a mano 65x90h,  
applique art. CAS1.  
Due mensole wengè  
art. MC/F7A a da cm.  
34.

Composition  
COMPOS 10 in  
wengè, composed  
of one base-unit  
art. MC/C4 measuring  
cm. 34x36x71h.  
Copper Crystal top  
rax93, art. BCT-  
17/114 da cm.  
114x57,5x16h.  
supporting structure  
in stainless steel with  
towel-rail,  
art. BCS-4A/80.  
Handmade mirror  
with decoration cm.  
65x90h, lamp art.  
CAS1. Two shelves  
in wengè art. MC/F7A  
cm. 34.





A fianco e nelle pagine successive composizione COMPOS 310 laccata bianco lucido composta da 1 base art. CV/B4 da cm. 34x36px 61h, base 4 cassetti art. CV/F4 da cm. 34x36px61h.  
Top in cristallo integrato argento AR81 art. BCT-16/148, con struttura acciaio inox art. BCS-4A /80, Specchio art. MC22/68 da cm. 68x82h, applique art. CAS1.  
Pensile laccato con anta doppia a vetro e cornice in alluminio art. MC/18SV da cm. 68x17px82h

Side and following pages: composition COMPOS 310 glossy white base-unit art. CV/B4 measuring cm. 34x36px61h, base-unit with four drawers art. CV/F4 measuring 34x36px61h.  
Silver Crystal top AR81 art. BCT-16/148, with supporting structure in stainless steel art. BCS-4A/80.  
Mirror art. MC22/68 measuring cm. 68x82h, lamp art. CAS1 wall cabinet with two glass doors and aluminium frame. art. MC/18SV measuring cm. 68x17px82h



Lacca bianca  
lucida e top  
con lavabo  
integrato in  
cristallo color  
argento



















Composizione COMPOS  
70 colore 01 opaco,  
composta da una base  
sospesa art. COP/M6 da  
cm 68x58x50h, da un  
portlavabo art. COP/L1  
da cm 68x58x50h.  
Piano in pietra serena  
cat. 2 art. SS1/136  
Specchiera art. MA20/90  
da cm 90x75h, con  
applique cromo art. CAS1.  
Due mensole in cristallo  
art. BC-8

Composition COMPOS  
70 coloured 01 matt,  
composed of one  
base-unit art. COP/M6  
cm 68x58x50h,  
one base-unit for built-in  
washbasin art. COP/L1  
cm 68x58x50h.  
Natural Marble n. 02 pietra  
serena art. SS1/136  
Mirror art. MA20/90  
measuring cm 90x75h,  
lamp art. CAS1  
Two crystal shelves art. BC-8

Matt  
white  
grey  
stone  
simple  
and  
elegant



Com  
design e f



apos:  
funzionalità

Sono disponibili varie  
tipologie di lavelli sulla  
collezione COMPOS,  
sotto:  
particolare del lavabo da  
appoggio in ceramica  
art. MA/03 da cm 50,5.

Different types of  
washbasin are available in  
"COMPOS" collection.  
Down:  
Detailed view of the  
ceramic wash-basin  
art. MA/03 cm 50,5 .





Composizione COMPOS 80  
finitura in wengé composta  
da due basi sospese  
art. COS/D6B da cm.  
68x36x50h  
Top Cristallo colore tabacco  
TC94.

art. CV9 da cm. 136  
Lavabo da appoggio in  
travertino ricomposto  
art. MA/08 da  
cm. 50,5x48x16h.  
Tre mensole in wengé  
art. MC/F7A da cm. 100.

Composition COMPOS  
80 in wengé composed of  
two bases-unit  
art. COS/D6B cm.  
68x36x50h  
Tobacco Crystal top TC94  
art. CV9 cm. 136, wash-

basin in agglomerate  
powdered travertine  
art. MA/08  
cm. 50,5x 48x16h  
Shelves in wengé  
art. MC/F7A cm. 100.

A large  
choice of  
crystal and



ceramic  
washbasins





Composizione COMPOS  
90 finitura in wengè  
composta da una base  
portalavabo art. COP/M6  
da cm. 68x58x50h, da  
due basi sospese con due  
cassetti art. COS/D6B  
cm. 68x36x50h.  
Top in travertino chiaro  
art. SS1/204.  
Lavabo da appoggio in  
ceramica art. MA/03  
da cm. 50,5.  
Due pensili in cristallo con  
ribalta art. BCM.-2 da cm.  
30x13x90h .  
Specchio art. BC-5 da  
cm. 115x50h, applique  
art. CAS2.

Composition COMPOS  
90 in wengè composed of  
wash-basin art. COP/M6  
cm. 68x58x50h, two  
bases-unit art. COS/D6B  
cm. 68x36x50h.  
light travertine natural  
marbles art. SS1/204  
Ceramic wash basin  
art. MA/03 cm. 50,5  
Glass wall cabinet with  
one tip-up door  
art. BCM-2 cm.  
30x13x90h.  
Mirror art. BC-5 measuring  
115x50h, lamp art. CAS2.










Composizione COMPOS  
100 in wengé composta  
da due basi art. COS/D6B  
da cm. 68x36x50h.  
Top in cristallo colore  
tabacco TC94 art. CV9 da  
cm. 136.  
Lavabo in ceramica da  
appoggio art. MA/03 da  
cm. 50,5.  
Specchio art. BC-5 da  
cm. 115x50h, applique  
art. CAS2.  
Tre Pensili con anta intera  
a vetro art. MC/Z4 da cm.  
34x22x104h.

Composition COMPOS  
100 in wengé composed  
of two bases-unit  
art. COS/D6B  
cm. 68x36x50h.  
Tobacco Crystal top  
TC94 art. CV9. cm. 136  
Ceramic wash-basin  
art. MA/03 cm. 50,5.  
Mirror art. BC-5 cm.  
115x50h, lamp art. CAS 2  
Tre column with glass  
door art. MC/Z4  
cm. 34x22x104h.





Composizione  
COMPOS 110 finitura  
laccata bianco lucido  
composta da una  
base art. COS/D5B da  
cm. 48x36x50h , una  
base art. COS/B4 da  
cm. 34x36x50h.  
Top cristallo integrato  
colore bordeaux  
-B80- art. ST1/150,  
struttura in acciaio  
inox art. BCS-4/70  
Specchiera  
art. MC23/150 da  
cm. 150x50h,  
applique art. CAS1  
cromo.

COMPOS 110 glossy  
white composition  
composed by one  
base-unit art. COS/D5B  
cm. 48x36x50h,  
one base-unit  
art. COS/B4  
cm. 34x36x50h  
Bordeaux B80-  
Crystal top  
art. ST1/150,  
supporting structure in  
stainless steel  
art. BCS-4/70.  
Mirror art. MC23/150  
cm. 150x50h, lamp  
CAS1.



Grande  
respiro e  
funziona-  
lità, finitura  
bianco  
lucido e  
top in  
cristallo

Composizione COMPOS  
120 finitura laccata bianco  
lucido.

Formano la composizione  
il portalavabo art. COS/11  
da cm. 68x58x50h, una  
base art. COS/B4 da  
cm. 34x36x50, una base  
art. COS/D5B da cm.  
48x36x50h

Top in cristallo integrato  
colore bordeaux - B80-  
art. ST1/150

Colonna sospesa con due  
ante di cui una a vetro  
art. CO9/5SV-34 da cm.  
34x36x158h.

Specchiera art. CS/01  
con decori fatti a mano,  
applique art. GP40.

Composition COMPOS  
120 in glossy white  
composed of a wash-  
basin unit art. COS/11 cm.  
68x58x50h, one base-  
unit art. COS/B4 cm.  
34x36x50h, one base-unit  
art. COS/D5B  
cm. 48x36x50h.

Bordeaux B80 Crystal top  
- art. ST1/150.

Column with glass door,  
art. CO9/5SV-34 cm.  
34x36x158h.

Handmade Mirror with  
decoration art. CS/01,  
lamp art. GP40.









Composizione COMPOS  
130 finitura in rovere  
naturale composta da  
una base art. COS/B4 da  
cm. 34x36x50h, da una  
base art. COS/C4 da cm.  
34x36x50h, una base  
portalamo art. COS/L1 da  
cm. 68x58x50h.  
Top cristallo sottopiano  
colore bianco - BI84 -  
art. ST1/136.  
Lavello in ceramica  
art. ROBERTA.  
Specchio filo lucido  
art. MC22/136 cm.  
136x82H, applique  
art. CAS 1.

Composition COMPOS  
130 made of natural oak  
RN06, composed of one  
base-unit art. COS/B4  
cm. 34x36x50h, one  
base-unit art. COS/C4  
da cm. 34x36x50h,  
one base-unit built in  
wash-basin art. COS/L1  
cm. 68x58x50h.  
White Crystal top BI84 -  
art. ST1/136.  
Ceramic washbasin  
art. ROBERTA.  
Mirror art. MC22/136  
cm. 136x82H, lamp  
art. CAS1

Un abbi-  
namento  
raffinato:  
rovere  
naturale  
e cristallo  
bianco


# Bleached oak tobacco crystal top mirror with handmade decoration

A fianco composizione  
COMPOS 140 finitura  
in rovere sbiancato  
composta da una  
base  
art. COS/C4 da cm.  
34x36x50h, da una  
base con anta art.  
COS/B4 da cm.  
34x36x50h.  
Top cristallo integrato  
colore tabacco

- TC94- art. BCT-  
16/148, staffa in  
acciaio inox art.  
BCS-7  
da cm.  
52,5x2,5x16,5h.  
Specchio decorato a  
mano art. CS/01 da  
cm. 65x90h.

Side composition  
COMPOS 140 made  
of bleached oak RS02,  
composed of one  
base-unit art. COS/C4  
cm. 34x36x50h, one  
base-unit art. COS/B4 cm.  
34x36x50h.  
Crystal top with  
incorporated washbasin  
Tobacco - TC94 -  
art. BCT-16/148,

stainless steel bracket  
art. BCS-7 cm.  
52,5x2,5x16,5h.  
Handmade mirror  
with decoration art.  
CS/01 measuring cm.  
65x90h.







COMPOS 201 cm. 92

Composizione  
COMPOS 201  
laccato marrone n.40,  
formata da 1 base  
art. CO/M5 da cm.  
48x36px7 1h. Top in  
cristallo argento art.  
CV3 da cm. 92x36x2h  
Lavabo da appoggio  
in cristallo argento  
diam. 37h 16,5  
art. CV/02, completo  
di sifone a vista  
cromo. art. S700.

Composition  
COMPOS 201  
glossy brown n.40,  
composed of one  
base-unit art. CO/M5  
measuring cm.  
48x36px7 1h, silver  
top glass TS90  
art. CV3 measuring  
cm. 92x36x2h  
Overlying silver glass  
wash-basin diam. 37  
h 16,5 art. CV/02,  
with chromed siphon  
art. S700.



Nelle pagine successive  
composizione COMPOS  
15 finitura laccato giallo  
06 composta da una base  
art. MC/B4 da cm.  
34x36x81h con piedini  
in acciaio, due basi  
art. COS/C4 da cm.  
34x36x50h, una colonna  
ART. MC/8-34 da  
cm. 34x36x191h.  
Top cristallo con vasca  
integrata trasparente su  
extrachiaro satinato  
art. ST1/102.  
Specchio art. MC22/102  
da cm. 102x82 h,  
lampada art. GP/40.

Following pages:  
composition COMPOS  
15 glossy yellow 06,  
composed of one  
base-unit art. MC/B4  
measuring 34x36x81h,  
two bases-unit  
art. COS/C4 cm.  
34x36x50h, one column  
art. MC/8-34 cm.  
34x36x191h.  
Glazed crystal top  
art. ST1/102  
Mirror art. MC22/102  
measuring cm. 102x82h,  
lamp art. GP/40.





Glossy  
yellow  
06 with  
glazed  
crystal  
top light  
in your  
bathroom





# Sea blue



crystal top  
with integrated  
washbasin

A fianco e nelle  
pagine precedenti  
composizione  
COMPOS 20 in  
rovere sbiancato  
composta da una  
base art. COS-L1  
cm. 68x58x50, base  
art. COS/C4 da cm.

Side and previous  
pages: composition  
COMPOS 20 in  
bleached oak RS02,  
composed of one  
wash-basin art. COS-  
L1 measuring cm.  
68x58x50h, one base-  
unit ART. COS/C4 cm.



34x36x50, una base  
art. CO/M5 da cm.  
48x36x81h  
Top in cristallo  
integrato colore  
Azzurro mare AM68  
art. ST1/150  
Specchio art.  
MC22/126 da cm.  
126x82h, pensile  
art. MC/15S da cm.  
24x17x82h,  
Lampada art. CAS2.

34x36x50, one base-  
unit art. CO/M5 cm.  
48x36x81h  
Azure - AM68  
- Crystal top art.  
ST1/150.  
Mirror art. MC22/126  
cm, 126x82h, wall  
cabinet art. MC/15S  
measuring cm.  
24x17x82h.  
Lamp art. CAS2 .









A fianco composizione  
COMPOS 40 in rovere  
sbiancato composta da  
una base art. COS/B4  
da cm. 34 x36x50h ,  
una base portalavabo  
semincasso con ribalta  
art. COS/B4 cm.  
68x36x50h,  
una base con cassetti  
art. COS/C4 DA Cm.  
34X36X50H .  
Top marmo bianco  
Carrara art. SC1/136 da  
cm. 136 x36x2h -  
Lavabo in ceramica  
Mod. STEFANIA da  
cm. 66x20hx32p.  
Specchiera con cornice  
in cristallo fuso art. CS/04 da  
cm. L95x65h.

Side: composition  
COMPOS 40 made  
of bleached oak RSO2  
with one washbasin unit  
art. COS/B4 measuring  
cm. 34x36x50h, one  
wash-basin unit  
art. COS/B4 cm.  
68x36x50h, one base-  
unit with two drawers  
art. COS/C4 cm.  
34x36x50h.  
Natural top marbles O1  
art. SC1/136 measuring  
cm. 136x36x50h.  
Semi-bullt wash-basin  
Mod. STEFANIA  
cm. 66x20hx32p.  
Mirror art. CS/04  
cm. L95x65H.





Nelle pagine successive composizione COMPOS 30 finitura in rovere sbiancato composta da una base portalavabo art. COS/L1 da cm. 68x36px50h, una base art. COS/B4 da cm. 34x36px50h, una base art. COS/C4 da cm. 34x36px50h. Colorina art. MC/5SV-34 da cm. 34x36x181h Top marmo bianco carrara art. ST1/136, lavabo art. ROBERTA Specchiera art. BC-5 cm. 115x50 h. Lampada art. CAS2. Mensola in rovere sbiancato cm.

Following pages: COMPOS 30 in bleached oak RS02, composed by one wash-basin art. COS/L1 cm. 68x36x50h, one base-unit art. COS/B4 cm. 34x36x50h, one base-unit art. COS/C4 cm. 34x36x50h. Column ART. MC/5SV-34 cm. 34x36x181h White natural marble top art. ST1/136, wash-basin art. ROBERTA. Mirror art. BC-5 cm. 115x50h measuring cm. 95x65h Lamp art. CAS2 Shelf in bleached oak, cm.







---

Foto - Progetto - Stampa:  
Tap Grafiche S.p.A.

Art Buyer: Antonella Falorni

SISTEMA QUALITA' CERTIFICATO  
SISTEMA AMBIENTALE CERTIFICATO



**EMAS**  
GESTIONE AMBIENTALE VERIFICATA  
N. Registro 1000486



LASAIDEA s.p.a.  
Strada di Gabbrice, 13  
53035 Monteriggioni (SI)  
tel. 0577 304296-304290  
fax 0577 304683  
fax (vendite) 0577 304776

[www.lasaidea.com](http://www.lasaidea.com)  
[info@lasaidea.com](mailto:info@lasaidea.com)

