



# TWING

MODULAR COLLECTION AVAILABLE MAT/  
GLOSSY LACQUERED MELAMINE, VENEERED.

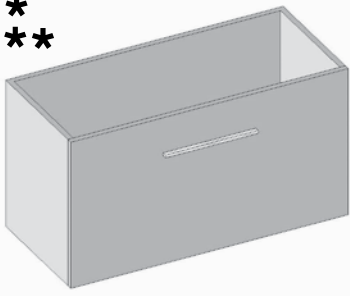
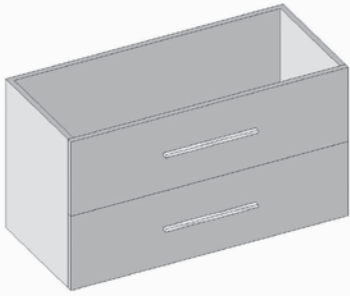
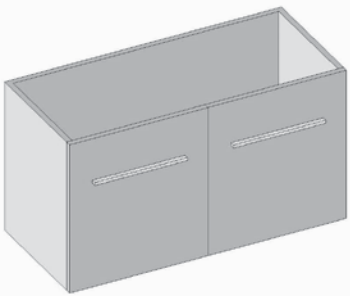
IMPORTANT:

- MELAMINE FINISHING ON CURVED BASE UNITS IS AVAILABLE ONLY WENGE AND BLEACHED OAK.
- CURVED BASE UNITS ARE NOT AVAILABLE IN EBONY, TEAK, LIGHT/DARK ZEBRA WOOD, ASH GREY ZEBRA WOOD VENEERED.

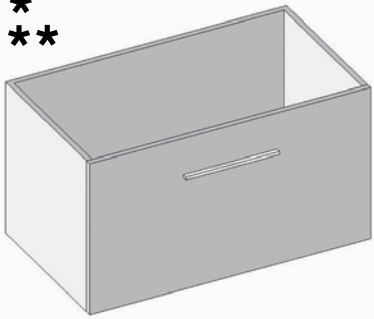
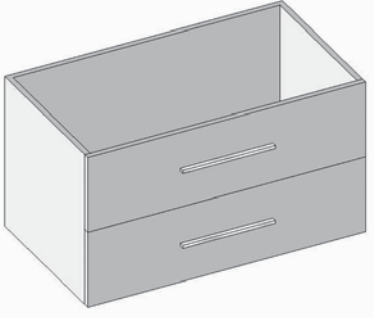
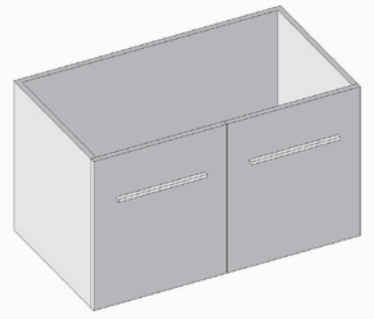


# HANGING BASE UNITS **40 D.** no top

T W I N G

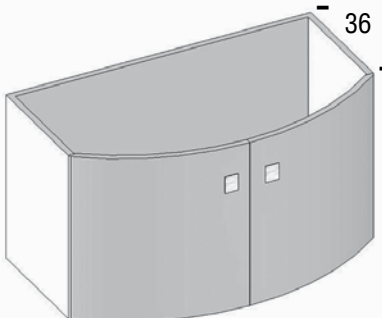
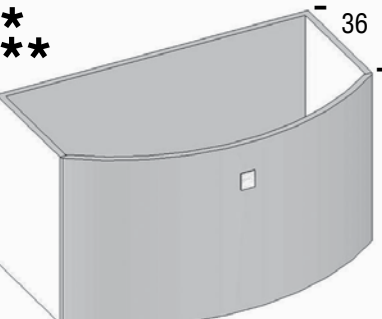
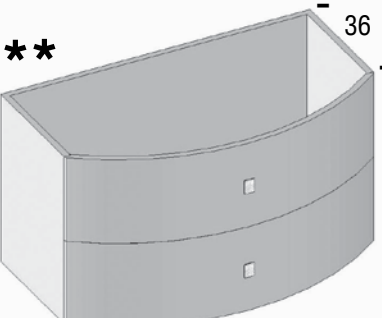
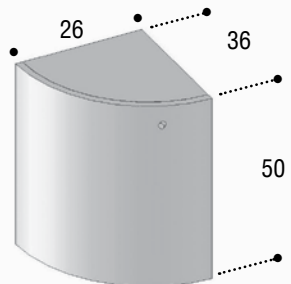
Element	Art.	Width	Height	Mat lacq.	Glossy lacq.	Melamine	Veneered
 <p>b.u. for washbasin 1 drawer</p>	<b>TWB-60</b>	60	50	avail.	avail.	avail.	avail.
	<b>TWB-70</b>	70	50	avail.	avail.	avail.	avail.
	<b>TWB-90</b>	90	50	avail.	avail.	avail.	avail.
	<b>TWB-105</b>	105	50	avail.	avail.	avail.	avail.
	<b>TWB-120</b>	120	50	avail.	avail.	avail.	avail.
	<p>* Surcharge for hidden drawer (art tc2) XX €                      ** Surcharge for towel bar (art. alfa) XX €</p>						
 <p>b.u. for washbasin 2 drawers</p>	<b>TWB-602C</b>	60	50	avail.	avail.	avail.	avail.
	<b>TWB-702C</b>	70	50	avail.	avail.	avail.	avail.
	<b>TWB-902C</b>	90	50	avail.	avail.	avail.	avail.
	<b>TWB-1052C</b>	105	50	avail.	avail.	avail.	avail.
	<b>TWB-1202C</b>	120	50	avail.	avail.	avail.	avail.
	 <p>b.u. for washbasin 2 doors +shelf</p>	<b>TWB-60A</b>	60	50	avail.	avail.	avail.
<b>TWB-70A</b>		70	50	avail.	avail.	avail.	avail.
<b>TWB-90A</b>		90	50	avail.	avail.	avail.	avail.
<b>TWB-105A</b>		105	50	avail.	avail.	avail.	avail.
<b>TWB-120A</b>		120	50	avail.	avail.	avail.	avail.

TWING

Element	Art.	Width	Height	Mat lacq.	Glossy lacq.	Melamine	Veneered
<p>* **</p>  <p>b.u. for washbasin 1 drawer</p>	<b>TW-60</b>	60	50	avail.	avail.	avail.	avail.
	<b>TW-70</b>	70	50	avail.	avail.	avail.	avail.
	<b>TW-90</b>	90	50	avail.	avail.	avail.	avail.
	<b>TW-105</b>	105	50	avail.	avail.	avail.	avail.
	<b>TW-120</b>	120	50	avail.	avail.	avail.	avail.
	<p>* Surcharge for hidden drawer (art tc2) XX € ** Surcharge for towel bar (art. alfa) XX €</p>						
 <p>b.u. for washbasin 2 drawers</p>	<b>TW-602C</b>	60	50	avail.	avail.	avail.	avail.
	<b>TW-702C</b>	70	50	avail.	avail.	avail.	avail.
	<b>TW-902C</b>	90	50	avail.	avail.	avail.	avail.
	<b>TW-1052C</b>	105	50	avail.	avail.	avail.	avail.
	<b>TW-1202C</b>	120	50	avail.	avail.	avail.	avail.
 <p>b.u. for washbasin 2 doors +shelf</p>	<b>TW-60A</b>	60	50	avail.	avail.	avail.	avail.
	<b>TW-70A</b>	70	50	avail.	avail.	avail.	avail.
	<b>TW-90A</b>	90	50	avail.	avail.	avail.	avail.
	<b>TW-105A</b>	105	50	avail.	avail.	avail.	avail.
	<b>TW-120A</b>	120	50	avail.	avail.	avail.	avail.

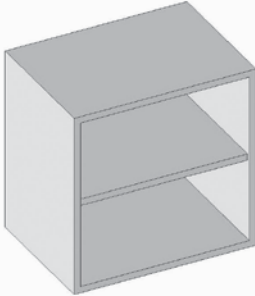

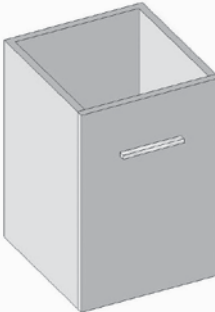
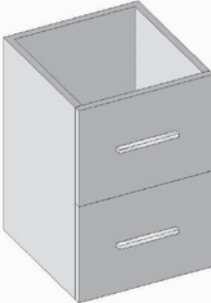

# HANGING CURVED BASE UNITS **51 D.** no top

T W I N G

Element	Art.	Width	Height	Mat lacq.	Glossy lacq.	Melamine	Veneered
 <p>curved base unit 2 doors</p>	<b>TW3-90</b>	90	50	avail.	avail.	avail.*** *** available wenge and bleached oak only	avail.*** *** not available ebony, teak, light/dark zebrawood and ash grey zebra wood veneered
<p><b>*</b> <b>**</b></p>  <p>curved base unit 1 basket</p>	<b>TW4-90</b>	90	50	avail.	avail.	avail.*** *** available wenge and bleached oak only	avail.*** *** not available ebony, teak, light/dark zebrawood and ash grey zebra wood veneered
				<p><b>*</b> Surcharge for hidden drawer (art tc2) XX €  <b>**</b> Surcharge for towel bar ( art. beta) XX €</p>			
<p><b>**</b></p>  <p>curved base unit 2 drawers</p>	<b>TW5-90</b>	90	50	avail.	avail.	avail.*** *** available wenge and bleached oak only	avail.*** *** not available ebony, teak, light/dark zebrawood and ash grey zebra wood veneered
				<p><b>**</b> Surcharge for towel bar ( art. beta) -38€</p>			
 <p>curved end base unit, 1/2 door</p>	<b>COS-T10</b>	26	50	avail.	avail.	—	avail.* * not available ebony, teak, light/dark zebrawood and ash grey zebra wood veneered

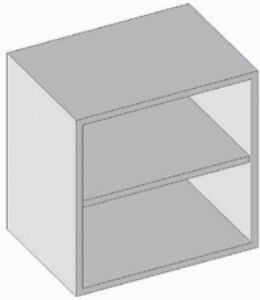

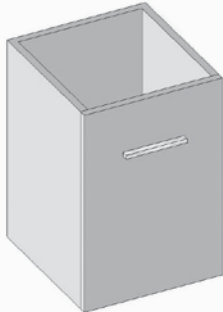

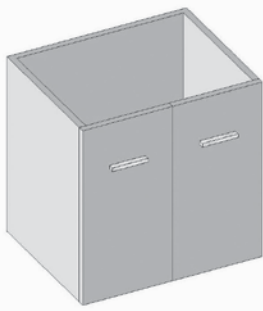
TWING

HANGING BASE UNITS FOR ART.TW3-90, TW4-90, TW5-90 **36 D.**no top *T W I N G*

Element	Art.	Width	Height	Mat lacq.	Glossy lacq.	Melamine	Veneered
 open base unit, 1 shelf	<b>TW20</b>	24	50	avail.	avail.	avail.	avail.
	<b>TW21</b>	34	50	avail.	avail.	avail.	avail.
	<b>TW22</b>	50	50	avail.	avail.	avail.	avail.
 base unit, 1 door, 1 shelf	<b>TW23</b>	24	50	avail.	avail.	avail.	avail.
	<b>TW24</b>	34	50	avail.	avail.	avail.	avail.
	<b>TW25</b>	50	50	avail.	avail.	avail.	avail.
 base unit, 1 pullout basket	<b>TW26</b>	24	50	avail.	avail.	avail.	avail.
	<b>TW27</b>	34	50	avail.	avail.	avail.	avail.
	<b>TW28</b>	50	50	avail.	avail.	avail.	avail.
 base unit, 2 drawers	<b>TW29</b>	24	50	avail.	avail.	avail.	avail.
	<b>TW30</b>	34	50	avail.	avail.	avail.	avail.
	<b>TW31</b>	50	50	avail.	avail.	avail.	avail.
 base unit. 2 doors	<b>TW33</b>	50	50	avail.	avail.	avail.	avail.

# HANGING BASE UNITS **40 D.** no top

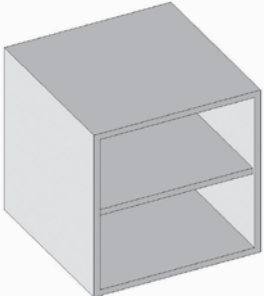
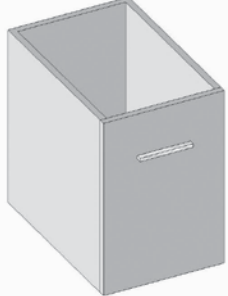

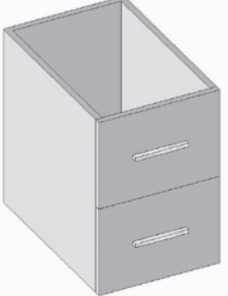
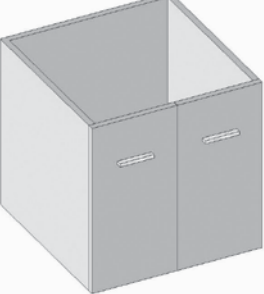
T W I N G

Element	Art.	Width	Height	Mat lacq.	Glossy lacq.	Melamine	Veneered
 <p>open base unit, 1 shelf</p>	<b>TW34</b>	24	50	avail.	avail.	avail.	avail.
	<b>TW35</b>	34	50	avail.	avail.	avail.	avail.
	<b>TW36</b>	50	50	avail.	avail.	avail.	avail.
 <p>base unit, 1 door, 1 shelf</p>	<b>TW37</b>	24	50	avail.	avail.	avail.	avail.
	<b>TW38</b>	34	50	avail.	avail.	avail.	avail.
	<b>TW39</b>	50	50	avail.	avail.	avail.	avail.
 <p>base unit, 1 pullout basket</p>	<b>TW40</b>	24	50	avail.	avail.	avail.	avail.
	<b>TW41</b>	34	50	avail.	avail.	avail.	avail.
	<b>TW42</b>	50	50	avail.	avail.	avail.	avail.
	<b>TW43</b>	60	50	avail.	avail.	avail.	avail.
	<b>TW44</b>	70	50	avail.	avail.	avail.	avail.
	<b>TW45</b>	90	50	avail.	avail.	avail.	avail.
	<b>TW46</b>	120	50	avail.	avail.	avail.	avail.
 <p>base unit, 2 drawers</p>	<b>TW47</b>	24	50	avail.	avail.	avail.	avail.
	<b>TW48</b>	34	50	avail.	avail.	avail.	avail.
	<b>TW49</b>	50	50	avail.	avail.	avail.	avail.
	<b>TW51</b>	60	50	avail.	avail.	avail.	avail.
	<b>TW52</b>	70	50	avail.	avail.	avail.	avail.
	<b>TW53</b>	90	50	avail.	avail.	avail.	avail.
	<b>TW54</b>	120	50	avail.	avail.	avail.	avail.
 <p>base unit, 2 doors</p>	<b>TW55</b>	50	50	avail.	avail.	avail.	avail.
	<b>TW56</b>	60	50	avail.	avail.	avail.	avail.
	<b>TW57</b>	70	50	avail.	avail.	avail.	avail.
	<b>TW58</b>	90	50	avail.	avail.	avail.	avail.
	<b>TW59</b>	120	50	avail.	avail.	avail.	avail.

TWING

# HANGING BASE UNITS **51 D.** no top

T W I N G

Element	Art.	Width	Height	Mat lacq.	Glossy lacq.	Melamine	Veneered
 <p>open base unit, 1 shelf</p>	<b>TW61</b>	24	50	avail.	avail.	avail.	avail.
	<b>TW62</b>	34	50	avail.	avail.	avail.	avail.
	<b>TW63</b>	50	50	avail.	avail.	avail.	avail.
 <p>base unit, 1 door, 1 shelf</p>	<b>TW64</b>	24	50	avail.	avail.	avail.	avail.
	<b>TW65</b>	34	50	avail.	avail.	avail.	avail.
	<b>TW66</b>	50	50	avail.	avail.	avail.	avail.
 <p>base unit, 1 pullout basket</p>	<b>TW67</b>	24	50	avail.	avail.	avail.	avail.
	<b>TW68</b>	34	50	avail.	avail.	avail.	avail.
	<b>TW69</b>	50	50	avail.	avail.	avail.	avail.
	<b>TW71</b>	60	50	avail.	avail.	avail.	avail.
	<b>TW72</b>	70	50	avail.	avail.	avail.	avail.
	<b>TW73</b>	90	50	avail.	avail.	avail.	avail.
	<b>TW74</b>	120	50	avail.	avail.	avail.	avail.
 <p>base unit, 2 drawers</p>	<b>TW75</b>	24	50	avail.	avail.	avail.	avail.
	<b>TW76</b>	34	50	avail.	avail.	avail.	avail.
	<b>TW77</b>	50	50	avail.	avail.	avail.	avail.
	<b>TW78</b>	60	50	avail.	avail.	avail.	avail.
	<b>TW79</b>	70	50	avail.	avail.	avail.	avail.
	<b>TW80</b>	90	50	avail.	avail.	avail.	avail.
	<b>TW81</b>	120	50	avail.	avail.	avail.	avail.
 <p>base unit. 2 doors</p>	<b>TW82</b>	50	50	avail.	avail.	avail.	avail.
	<b>TW83</b>	60	50	avail.	avail.	avail.	avail.
	<b>TW84</b>	70	50	avail.	avail.	avail.	avail.
	<b>TW85</b>	90	50	avail.	avail.	avail.	avail.
	<b>TW86</b>	120	50	avail.	avail.	avail.	avail.

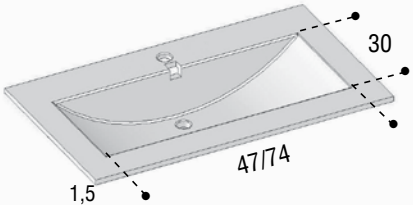
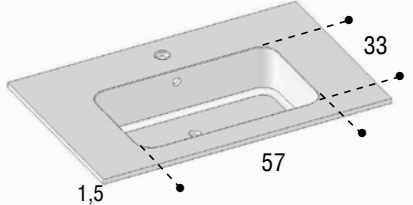
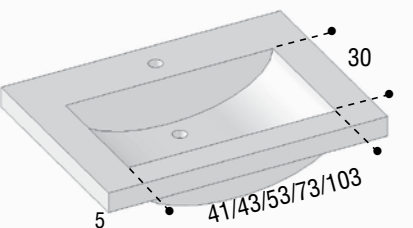
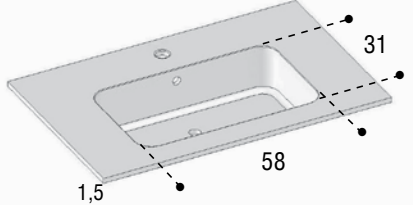
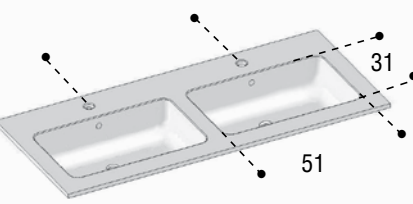
Element	Art.	Width	Depth	Polish mineralmarble	
<p>consolle in mineralmarble</p>	<b>MRG-60</b>	60	40,5	avail.	
<p>consolle in mineralmarble</p>	<b>MRG-70</b>	70	40,5	avail.	
	<b>MRG-90</b>	90	40,5	avail.	
	<b>MRG-105</b>	105	40,5	avail.	
	<b>MRG-120</b>	120	40,5	avail.	

FOR MORE KINDS OF TOPS, PLS SEE FROM  
P.193 TO P.211

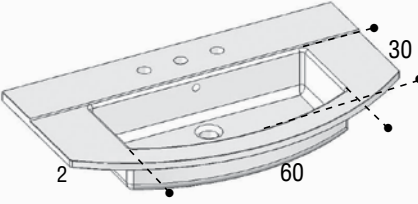


# CONSOLES **51,5 D.** for base unit w/basin

T W I N G

Element	Art.	Width	Depth	Mineralmarmo Polished	Mineralmarmo Mat	Ceramic
 <p>consolle in ceramic</p>	<p><b>MRM-60</b></p> <p><b>MRM-90</b></p>	<p>62,5</p> <p>90</p>	<p>51,5</p> <p>51,5</p>	<p>—</p> <p>—</p>	<p>—</p> <p>—</p>	<p>avail.</p> <p>avail.</p>
 <p>consolle in ceramic</p>	<p><b>MRP-70</b></p> <p><b>MRP-105</b></p> <p><b>MRP-120</b></p>	<p>70</p> <p>105</p> <p>120</p>	<p>51,5</p> <p>51,5</p> <p>51,5</p>	<p>—</p> <p>—</p> <p>—</p>	<p>—</p> <p>—</p> <p>—</p>	<p>avail.</p> <p>avail.</p> <p>avail.</p>
 <p>consolle in polished mineralmarble</p>	<p><b>MRL-60</b></p> <p><b>MRL-70</b></p> <p><b>MRL-90</b></p> <p><b>MRL-105</b></p> <p><b>*MRL-120</b></p>	<p>60</p> <p>70</p> <p>90</p> <p>105</p> <p>120</p>	<p>51,5</p> <p>51,5</p> <p>51,5</p> <p>51,5</p> <p>51,5</p>	<p>avail.</p> <p>avail.</p> <p>avail.</p> <p>avail.</p> <p>avail.</p>	<p>—</p> <p>—</p> <p>—</p> <p>—</p> <p>—</p>	<p>—</p> <p>—</p> <p>—</p> <p>—</p> <p>—</p>
 <p>consolle in mat/po. mineralmarble</p>	<p><b>MRZ-70</b></p> <p><b>MRZ-90</b></p> <p><b>MRZ-105</b></p> <p><b>MRZ-120</b></p>	<p>70</p> <p>90</p> <p>105</p> <p>120</p>	<p>51,5</p> <p>51,5</p> <p>51,5</p> <p>51,5</p>	<p>avail.</p> <p>avail.</p> <p>avail.</p> <p>avail.</p>	<p>avail.</p> <p>avail.</p> <p>avail.</p> <p>avail.</p>	<p>—</p> <p>—</p> <p>—</p> <p>—</p>
 <p>consolle in mat/po. mineralmarble</p>	<p><b>MRZ-120A</b></p>	<p>120</p>	<p>51,5</p>	<p>avail.</p>	<p>avail.</p>	<p>—</p>

\* CONSOLE ART.MRL-120 CAN BE ADAPTED FOR TWO FAWCETS

Element	Art.	Width	Depth	Polish mineralmarble	
 <p>consolle in mineralmarble</p>	<p><b>MRS-90</b> tops for b.u.. TW3-90 TW4-90 TW5-90</p>	<p>90,5</p>	<p>51,5</p>	<p>avail.</p>	

FOR MORE KINDS OF TOPS, PLS SEE FROM  
from p. 193 to p. 211